

The Link Between Economic Growth and Tourism: Covid-19 Impact

Oleksii LYULYOV

Sumy State University, Sumy, Ukraine, alex_lyulev@econ.sumdu.edu.ua

Yana US

Sumy State University, Sumy, Ukraine, y.us@fem.sumdu.edu.ua

Tetyana PIMONENKO

Sumy State University, Ukraine, tetyana_pimonenko@econ.sumdu.edu.ua

Aleksy KWILINSKI

The London Academy of Science and Business, London, United Kingdom
a.kwilinski@london-asb.co.uk

Tetyana VASYLIEVA

Sumy State University, Sumy, Ukraine, tavasilyeva@fem.sumdu.edu.ua

Nataliya DALEVSKA

Institute for International Cooperation Development, Poznan, Poland, dalevskanm@gmail.com

Jan POLCYN

Stanisław Staszic University of Applied Sciences in Pila, Pila, Poland, Jan.Polcyn@puss.pila.pl

Viktorii BOIKO

Kherson State Agrarian and Economic University, Kherson, Ukraine, boiko.vo17@gmail.com

Abstract

This paper deals with the investigation of the relationship between tourism and economic growth. The research theoretically proved modern tourism was a wide-spread dynamic industry with high impact on economic development, damaged by COVID-19 crisis. This paper aims to analyse changes in the tourism industry to forecast recovering of tourism activity in the view of quarantine restrictions. For achieving the goals, the authors used the extrapolation model ARIMA. The object is the routs plotting requests of Apple users in Poland, Estonia, Latvia, Lithuania, Hungary and Czechia from 13 January to 9 May 2020. The forecast has been conducted under several conditions as follows: 1) without the introduction of quarantine restrictions from 11.03.2020; 2) taking into account the quarantine restrictions on movements. The findings demonstrated that the adopted quarantine measures have a significant impact on overcoming the recession in the tourism industry in conditions of economic, social and political tension. Herewith, there is a slight positive tendency in recovering tourism. The results provide background for future researchers on developing a strategy to overcome the tourism recession.

Keywords: COVID-19, Domestic Tourism, Economic Growth, Pandemic, Tourism.

Introduction

The globalisation process with expanding the political, economic, scientific and culture communications is the main trigger for tourism industry development. In turn, the tourism activity allows getting to know better the historical-cultural heritage almost of any country, engage in the customs and traditions of different nations and expand their worldview. Consequently, tourism could be associated with rest, pleasure and new impressions for most of the people.

Cite this Article as: Oleksii LYULYOV, Yana US, Tetyana PIMONENKO, Aleksy KWILINSKI, Tetyana VASYLIEVA, Nataliya DALEVSKA, Jan POLCYN and Viktorii BOIKO “ The Link Between Economic Growth and Tourism: Covid-19 Impact” Proceedings of the 36th International Business Information Management Association (IBIMA), ISBN: 978-0-9998551-5-7, 4-5 November 2020, Granada, Spain.

However, tourism is one of the most profitable and dynamic economic industry. The tourism impact enlarges upon the key economic sectors as follows: the production of consumer goods, trade, building, transport and communication, agriculture, etc. Thus, it is a useful tool to improve the economic development of any country or territory due to the increasing the GDP; engaging additional currency; providing additional workplaces involved in the hotel and restaurant complex, transport industry and related industries; developing the related industries; the growth of revenue from taxes into the budgets of all levels; etc. (Pimonenko, et al., 2019; Lyulov, et al., 2018).

Notably, the border openness of countries has increased. In turn, the tourism freedom of Ukrainians estimated by the Henley Passport Index showed a positive tendency (Figure 1). It worth noting on 17 May 2017 the EU and Ukraine signed the agreement on visa-free regime. Herewith, Ukrainians may travel to EU countries with tourism or business goal to 90 days without a visa. Consequently, the number of countries not demanding the visa from Ukrainians increased in 1,56 times. Upon that, since the second quarter of 2020, the Ukrainians may travel to 129 countries without the visa. However, among the analysed countries which have a similar Soviet Union past, the leader is Lithuania while the Lithuanians are free to visit 181 countries as of 2020. Notably that in 2017 more than 14 million foreign tourists visited Ukraine, while the average income from which was 526,5 USD per entrance. Herewith, the tourism industry generated 1.4% of GDP, while provided 1.3% workplaces.

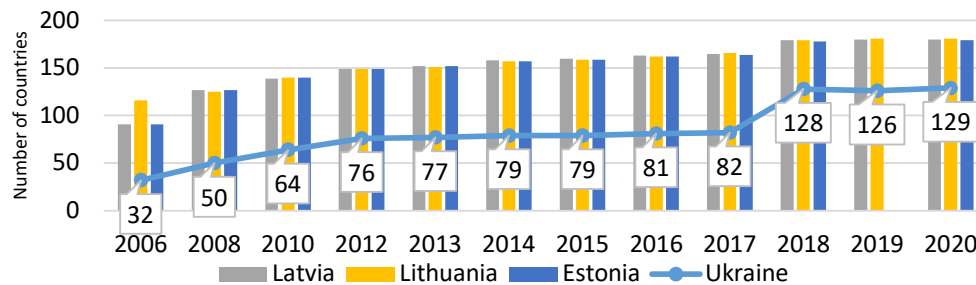


Fig. 1: The Dynamic of the Henley Passport Index of Latvia, Lithuania, Estonia and Ukraine (2006-2020)
(created by the authors based on (Henley, 2020))

According to the Travel & Tourism Competitiveness Index, which reflects the competitiveness of a country's tourism industry by criteria such as business environment, protection and safety, health and hygiene, human resources and labour market, environmental status and others, Ukraine ranked 78th out of 140 in 2019 (Table 1). It should note that compared to 2017, Ukraine rose in the ranking by 10 positions.

At the same time, the competitiveness of Ukraine's tourism industry is lower by 3.2% compared to the global average, while in the EU the competitiveness is higher: in Estonia - by 9.1%, in Latvia - by 5%, in Lithuania - by 3.3%. In turn, the constant leader in this ranking is Spain, whose competitiveness in the tourism sector is higher by 41.4% compared to the global average.

The analysis of the experience of developed countries in tourism indicated that the geographical location of the region, the natural resources, climate conditions as well as the rich historical and cultural heritage are the main factors to attract the tourists. However, the demand generation on tourism services depends on some other factors that could increase or decrease the level of demand (Lyulov & Pimonenko, 2017; Letunovska, et al., 2017):

- economy-wide – the level of material welfare of consumers, developing the programs of improving the tourism industry, engaging the investments, correlation between the working and free time of employees, etc.;
- social and demographical – age, gender, education, profession, social status, condition of marriage, financial situation, residence, etc.;
- cultural and socio-psychological – the psychology of consumption, the priorities in the system of spiritual values, religion, etc.;
- personalised and behavioural – lifestyle, targets, personal characteristics, temperament, preferences, motives, etc.

Table 1: Travel & Tourism Competitiveness Index in 2019
(created by the authors based on (World, 2019))

Country	Rating position	Score	Absolute growth compared to 2017		Absolute growth compared to the global average rate, %
			rating position	score (%)	
Spain	1	5.4	0	0.3	41.4
USA	5	5.3	1	2.6	36.6
Italy	8	5.1	0	1.9	32.2
China	13	4.9	2	3.2	27.2
Thailand	31	4.5	3	2.6	16.9
Turkey	43	4.2	1	2	9.8
Estonia	46	4.2	-9	-7	9.1
Latvia	53	4	1	1.8	5
Lithuania	59	4	-3	1.5	3.3
Egypt	65	3.9	9	7	1.3
Marocco	66	3.9	-1	2.2	1.2
Ukraine	78	3.7	10	6.5	-3.2

According to the mentioned above, the tourism industry provides a particular region with cash inflows from tourists and increases the turnover of commodities and workplaces. In turn, for developing the tourism industry, it is necessary to implement the following: to provide cooperation between the tourism agencies and regional authority for popularising the region widely; to engage all participants of small business for developing common tourism concept coordinated by the regional authority; to focus on the inhabitants of close big cities and tourists in one day trip or vacation.

Literature Review

The investigation of the tourism impact on economic development is a goal of the significant number of scientific publications. Furthermore, tourism issues concern experts from the different professional field such as marketing, management, culture, medicine, ecology, etc. In turn, the systematisation of scientific publications on the link between economic growth and tourism demonstrates a positive tendency of publication activity. In the frame of this article, 1698 publications indexed by the Scopus database were analysed. The search was conducted by the keywords "economic growth" and "tourism" in the title, abstracts and keywords of publication. The limitation criterion was published articles in the period from 2000 to 2020.

According to Figure 2, the number of scientific publications in investigating the economic growth and tourism relationship presented in the Scopus database increased by more than 21 times in 2019 related to 2000. Moreover, the most massive part of documents was published by scientists from the USA (12%), China (11%), Great Britain (7%) and Malasia (7%). It worth noting than the link between tourism and economic growth is investigated in different subject areas as following in the field of social science (28%), Business, Management and Accounting (24.3%), Ecology (11%), Economics, Econometrics and Finance (9.7%), etc.

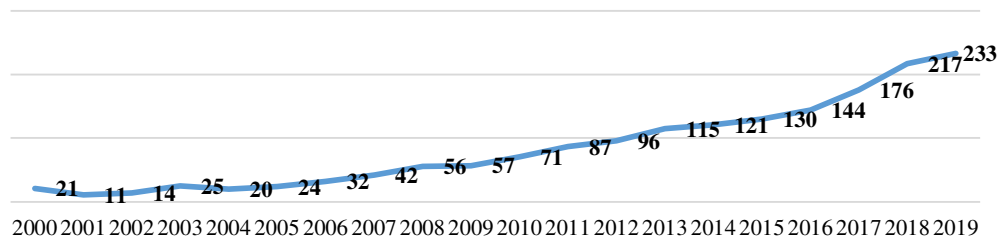


Fig. 2: The Dynamic of Publication Activity on the Link between Tourism and Economic Growth
(created by the authors using Scopus tools)

To deeper investigate the thematic directions of analysed publications, the bibliometric analysis was conducted using the VOSviewer tool. It worth noting that this tool allows building the network map on the base of the keywords co-

foreign direct investments and CO2 level have a positive impact on the economic development, while the tourism and foreign direct investments negatively influence on the level of CO2. The authors in the papers (Czyżewski et al., 2019; Furmaniak et al., 2018; 2019a; 2019b; Kwilinski, 2018a; 2018b; 2019; Kwilinski et al., 2019a; 2019b; 2019c; 2019d; 2019e; 2019f; 2019g; Kwilinski & Kuzior 2020; Prokopenko, O., & Miskiewicz; Tkachenko et al., 2019b; 2019c; 2019d; Safuga et al., 2020; Savchenko, 2019) analysed the impact of industrial companies development on economic development and tourism in the region. The researchers Shubert S., Brida J., Ricco V. in the publication (Schubert, et al., 2011) noted that increasing the demand for tourism services lead to the improving of the economic situation and expanding the partnership between countries. The special attention is paid to investigating the state and opportunities of the Ukrainian tourism industry as well as its influence on the economic development in work (Teletov et al., 2012).

Table 2: The Systematisation of Studies on Modelling in Tourism

Studies	Region	Methods for modelling and forecasting	Topic of research
Song, et al., 2010	Hong Kong	ADLM (Autoregressive Distributed Lag Model)	Exploring the influence of the global financial crisis on tourism demand.
Tsui & Balli, 2017	Australia	The Box- Jenkins SARIMA, SARIMAX and SARIMAX/EGARCH volatility models	Forecasting the foreign passenger entries in the perspective of marketing expenditure.
Song, et al., 2011	Hong Kong	STSM (the structural time series model)	Modelling the development of tourism visitors depending on various factors.
Zortuk, 2009	Turkey	VECM (Vector Error Correction Model)	Examining the link between economic growth and sharp tourism development.
Srinivasan, et al., 2012	Sri Lanka	ARDL (the Autoregressive Distributed Lag)	Estimating the tourism influence on the development of the economy.
Malik, et al., 2010	Pakistan	Johansen cointegration technique and ECM (error correction model)	Testing the connection between tourism development and GDP increase.
Li, et al., 2005	Generally	TVP (the time-varying parameter model) and structural time-series model	Analysing the current developments in econometric models and approaches to discover the best one.
Li, et al., 2006	United Kingdom	TVP-ECM (error correction models and time-varying parameter)	Modelling tourism demand focusing on spending per tourist.
Kulendran & Dwyer, 2012	Australia	BSM (the Basin Structural Model)	Modelling the seasonal number of visitors in tourism depending on climate issues.
Kulendran & Shan, 2002	China	The naïve "No Change" model	Modelling the tourism demand in the view of Chinese "open door policy".

The systematisation of scientific publications in tourism modelling (Table 2) allowed noting many different econometric models, approaches and techniques used in tourism development forecast. Moreover, the theoretical results allowed to assume there was no single overperformed model to use for forecasting in tourism. In the frame of this article, the ARIMA(p, d, q) model was used to make the forecast of tourism recovering from COVID-19 in the view of two scenarios of development.

Methodology

In the frame of this article, the integrate autoregressive model ARIMA(p, d, q) was used to analyse the changes in the tourism industry and develop the short-term forecasts of tourism activity in consideration of the influence of quarantine restrictions. Notably, this model allows accurately reflecting the impact of COVID-19 on the tourism industry on the base of which it is possible to develop the strategy of tourism recovering. Thus, it worth noting, that ARIMA(p, d, q) model is a class of statistical models used to analyse and forecast time series data. Based on the paper (Krukov & Chernyagin, 2011), the ARIMA(p, d, q) model has the following form:

$$(\Delta^d X_t) = \sum_{i=1}^p \varphi_i (\Delta^d X_{t-i}) + \varepsilon_t + \sum_{j=1}^q \theta_j (\Delta^d \varepsilon_{t-j}), \varepsilon_t \sim N(0, \sigma_t^2) \quad (1)$$

The short form of the ARIMA(p, d, q) model is:

$$\varphi(B)(1 - B)^d X_t = \theta(B)\varepsilon_t \quad (2)$$

where $\varphi(\bullet)$, $\theta(\bullet)$ – polynomials of degree p and q ,

B – lag operator ($B^j X_t = X_{t-j}$, $B^j \varepsilon_{t-j}$, $j = 0, \pm 1, \dots$),

d – sequential difference order ($\Delta X_t = X_{t-1} - X_t = (1 - B)X_t$, $\Delta^2 X_t = \Delta^2 X_{t+1} - \Delta X_t = (1 - B)^2 X_t, \dots$).

It worth noting that at the first time the systematic approach to developing ARIMA(p,d,q) model was presented by George Box and Gwilym Jenkins in 1976 (Ma, et al., 2018). Given that, the methodology of developing the ARIMA model consists of several main steps as follows:

1. Model identification that best suits the actual process under consideration.

On the base of calculated estimates for the autocorrelation and partial autocorrelation functions, the preliminary conclusion on the integration order d and the order values of the autoregression operators and the moving average p and q is done.

The primary model describing the stationary process is the autoregressive model with p -order. In turn, the autoregressive process means the dependence on the current level from the previous ones. The autoregression model (AR) p -order is expressed as

$$Y_t = \varphi_0 + \varphi_1 Y_{t-1} + \varphi_2 Y_{t-2} + \dots + \varphi_p Y_{t-p} + \varepsilon_t, \quad (3)$$

where Y_t – level of time series at the time point t (dependent variable);

$Y_{t-1}, Y_{t-2}, \dots, Y_{t-p}$ – the levels of time series at the time points $t-1, t-2, \dots, t-p$ respectively (independent variables);

$\varphi_0, \varphi_1, \varphi_2, \dots, \varphi_p$ – estimated coefficients;

ε_t – random walks describing the variable impacts unaccounted for the model (3).

The moving average (MA) model is a linear regression of the predicted time series value relative to the current and previous observed variables. Moreover, the random components are expected to be mutually independent and conform to a normal distribution with mean 0.

Thus, the model of moving average q -order is denoted as:

$$Y_t = \varepsilon_t - \omega_1 \varepsilon_{t-1} - \omega_2 \varepsilon_{t-2} - \dots - \omega_q \varepsilon_{t-q}, \quad (4)$$

where Y_t – level of time series at the time point t (dependent variable);

ε_{t-1} – the values of remains i -time periods (independent variables);

$\omega_1, \omega_2, \dots, \omega_q$ – estimated coefficients.

In accordance with the above-mentioned models, the combination of the autoregression model (AR) and moving average model (MA) present the model ARMA(p,q):

$$Y_t = \varphi_0 + \varphi_1 Y_{t-1} + \varphi_2 Y_{t-2} + \dots + \varphi_p Y_{t-p} + \varepsilon_t - \omega_1 \varepsilon_{t-1} - \omega_2 \varepsilon_{t-2} - \dots - \omega_q \varepsilon_{t-q}. \quad (6)$$

2. Parameter Assessment on the Base of Regression Methods.

Based on the calculated autocovariance for identified ARIMA(p,d,q) model, the initial estimates of moving averages parameters is done. The parameters are estimated based on the least square's method and the maximum likelihood principle.

3. The Diagnostic Testing the Adequacy of the Model.

The remains of the developed stochastic model (ε_t) are used to diagnose the adequacy of the model. Thus, the model quality and remains uncorrelatedness need testing.

4. Using the Model for Forecasting.

According to the abovementioned, in the framework of this paper, a stationary series were obtained using statistical tests for the presence of a unit root (Augmented Dickey-Fuller unit root test). Since, under the Dickey-Fuller statistics, the initial series was non-stationary. Thus, the operator of taking successive differences was used to go to the stationary series. After obtaining a stationary series, the model was identified by evaluating its parameters. Its series of residuals were analysed to check each trial model for adequacy.

Results

As the economy is closely related to tourism development, the significant contraction of tourists is one of the reasons for increasing poverty and economic crisis. It worth noting, several scenarios of economic influence on the tourism industry can be: 1) direct (generating the income from business in the hotel and restaurant business, transport sphere and tourism organisations); 2) indirect (investing in the tourism industry); 3) indicative means the spending the income by the beneficiaries of direct and indirect influences such as the owner of the organisation, employees, etc. (Vasylieva, et al., 2017).

According to the statistical data, 2019 year was one of the most prosperous for tourism and became the trigger for economic development and increasing employment rate. In general, tourism income was 10.3% of global GDP (8.9 USD trillion). Furthermore, the tourism industry provides over 330 mln workplaces (1 out of 10 employees works in the tourism industry). In turn, the total investments cost in the tourism industry was 948 USD billion (4.3% of total investments) (Report, 2019).

In turn, the analysis of statistical data shows that people in Ukraine travel much less compared to ones in EU countries. Thus, in 2018, citizens of Ukraine made 4.48 million trips within Ukraine. This number of trips indicates only about 11% of Ukrainians travelled both inside and outside Ukraine, while in 2015 the corresponding share was less than 5%.

Unfortunately, a significant decline in the number of tourist trips by Ukrainians was in 2014-2015 as a consequence of the political crisis in 2013 and the military conflict in the east part of the country. Following Figure 4, among the analysed EU countries, the most significant number of trips was made by Estonian citizens where one resident had about 6 visits in 2018, while by Lithuanian and Latvian – about 2 visits.

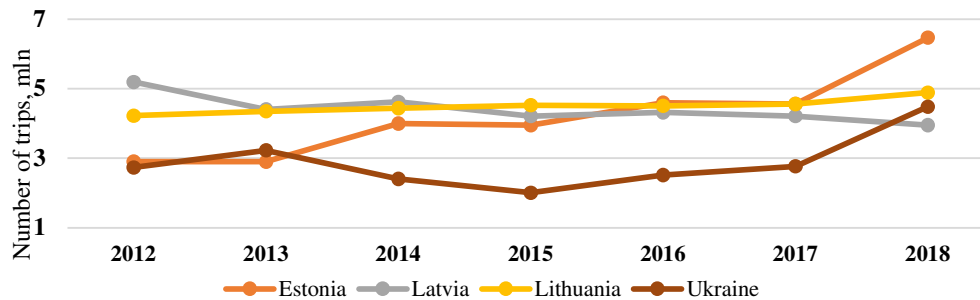


Fig. 4: The Internal and External Trips of Ukrainians, Estonians, Lithuanians and Latvians (2012-2018)
(created by the authors based on data of Eurostat (2020), SSC of Ukraine (2020))

However, tourism development has fallen under the influence of the pandemic COVID-19 since the end of 2019. Thus, wide-spreading the virus and implementing the quarantine measures on the global level caused slowing the tourism activity (Figure 5). Following the data of the World Tourism Organization (WTTC), the entrances entirely or partly were forbidden on 96% directions of April 2020. It worth noting all counties of Africa, Asia and Pacific as well as the Middle East, 93% of EU countries and 92% countries of Americas imposed limitations on the movements of people because of COVID-19 spreading.

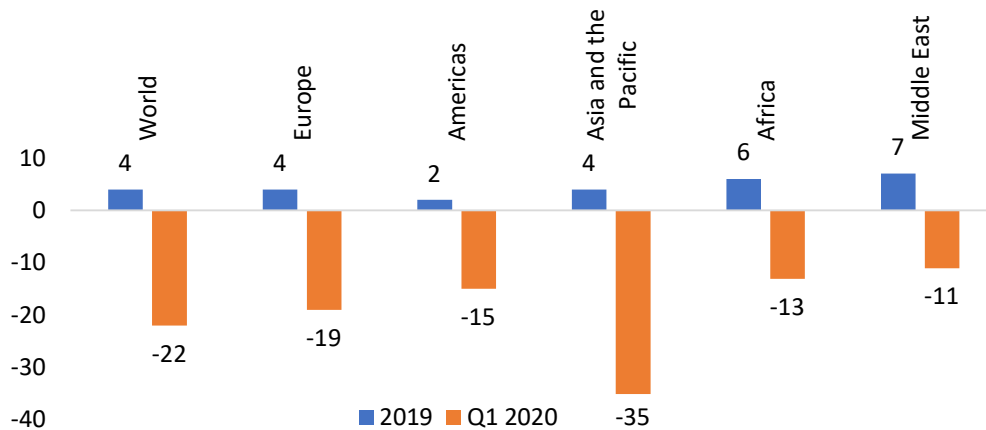


Fig. 5: Changes in Destination Dynamic of International Tourists by the World Regions (% of the previous year) (created by the authors based on (World, 2020))

In turn, there are four main types of limitations to prevent the wide COVID-19 spreading:

- 1) total or partial borders closures for international tourists;
- 2) possibility of access to particular places;
- 3) absolute or partial prohibition against making flights;
- 4) quarantine procedures, self-isolation, visa ban, etc.

The analysis of official resources allowed noticing the vast amount of publications on the forecast of COVID-19 influence on the tourism industry as on the national as international levels. In turn, according to the estimates of WTTC, the tourism industry would experience damage of 22 billion USD and cause decreasing world DGP by 30% and increasing the unemployment rate by 2.9%. In turn, the WTTC report on the tourism change impact on COVID-19 indicated that the power of the current crisis caused by COVID-19 is fivefold power than the world financial crisis in 2008. Furthermore, the Bloomberg and International Civil Aviation Organization predicted that aviation activity would be on the brink of bankruptcy (World, 2020).

Table 3: The dynamic pattern of site traffic (from December 2019 to April 2020) (SimilarWeb, 2020)

Sphere	Site	12.19	01.20	02.20	03.20	04.20	Growth rate
Air travel	skyscanner.com	13.8	16.2	13.3	9.05	3.5	-74.64
	turkishairlines.com	8.6	8.95	8.3	8.3	3.1	-63.95
	ryanair.com	37.8	45.2	38.4	35.1	14.1	-62.70
	wizzair.com	12.5	13.6	12	10.6	4.25	-66.00
	airasia.com	18.3	17.8	16.1	15	5.1	-72.13
Accommodations and Hotels	hilton.com	24.3	26.7	24.4	16.1	7.9	-67.49
	hotels.com	54.2	61.6	54.2	30	9.95	-81.64
	agoda.com	67.1	65	52.6	37.5	17.5	-73.92
	airbnb.com	73.8	90.6	81	54.8	26.3	-64.36
	booking.com	424	507.5	427.5	242.5	90.5	-78.66
Travel and Tourism	traveltrivia.com	10.4	12.2	10.3	10.7	9.35	-10.10
	tripadvisor.com	151.5	165	148	90	54.1	-64.29
	eastday.com	55.2	52.9	54.2	56.9	49.8	-9.78
	expedia.com	69.1	78.6	69.7	48	16.2	-76.56
	ctrip.com	37.2	30.9	12.9	13	13.8	-62.90
Ground transportation	uber.com	78.9	73	66.4	58.8	43.7	-44.61
	olacabs.com	5.15	4775	4.55	3.15	0.95	-81.55
	lyft.com	20.4	21.6	17.1	12.6	6.4	-68.63
	thetrainline.com	27.4	27.3	26.3	14.5	4.15	-84.85
	blablacar.com.ua	3.85	3.25	3.1	3.35	1.4	-63.54

Nowadays the tourism activity depends on the high level of transport and communication networks, restaurant and hotels complex, social sphere, etc. In turn, the limitation of movements caused by the quarantine regime led to significant losses in the mentioned above spheres. Table 3 demonstrates the traffic dynamic of the company sites providing tourism services by month from December 2019 to March 2020. Thus, the traffic of analysed sites in the category "Air travel" decreased by 68%, while in the category "Accommodation and Hotels" – by 73,2%, "Travel and Tourism" – by 44,7%, "Grounded transportation" – by 69%. According to the analysed sites, the level of demand decreased most of all in the category "Accommodation and Hotels."

Restrictions on international travel, as well as the introduction of quarantine to combat the spread of the COVID-19 pandemic, lead to large-scale losses in the tourism industry. It worth noting that the current crisis has biological nature, and an effective vaccine has not yet been invented to prevent the COVID-19 virus. Thus, the lack of drugs, mass quarantine and large-scale self-isolation has become the main methods of combating COVID-19. Consequently, the freedom of residents' movements in most countries is severely restricted.

Figure 6 displays the dynamics of people moving during the COVID-19 pandemic. The initial data are the requests of plotting the routs by the users of Apple products in Ukraine from 13 January 2020 to 09 May 2020. Thus, with the entry into force of quarantine restrictions, the walkings and drivings declined sharply. At the same time, the lowest number of people walking and driving denoted on 19 April 2020 (-64.66% compared to 13 January 2020), after which there is a positive tendency of movings. Moreover, the number of driving trips remained consistently higher during the investigated period, though much lower than the baseline level on 13 January 2020.

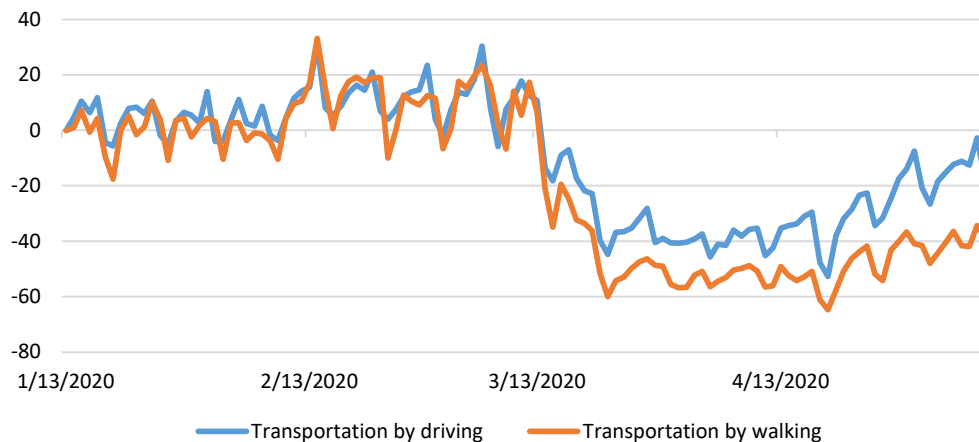


Fig. 6: The Dynamic Changes in the Number of the Request of Plotting the Routs by Apple Users in Ukraine (13.01-09.05.2020) (created by the authors (Apple, 2020).

Thus, based on the ARIMA model, which is one of the most popular extrapolation models, the forecast of several scenarios of the COVID-19 impact on the driving trips by Ukrainians was made upon the following conditions:

- 1) without the introduction of quarantine restrictions from 11.03.2020;
- 2) taking into account the quarantine restrictions on movements.

Thus, developing this model provides short-term forecasting of change of inquiries of inhabitants of Ukraine concerning laying of routes for movement by vehicles. In general, the built forecast can be used in making management decisions to develop a strategy for overcoming the tourism recession.

Thus, the empirical study was conducted using EViwes software based on daily requests from users of Apple products in the routing of routes within Ukraine from 13.01.2020 to 09.05.2020. The dynamics of the studied series is shown in Figure 7.

	t-Statistic	Prob.*
Augmented Dickey-Fuller test statistic	-1.502776	0.5286
Test critical values:		
1% level	-3.490772	
5% level	-2.887909	
10% level	-2.580908	

Fig. 7: The stationary test of time series (Augmented Dickey-Fuller unit root test)

(calculated by the authors)

The Dickey-Fuller test was used to check the time series for stationarity. According to the value of the ADF test criterion (Fig. 8), the time series is non-stationary, as the value of t-statistics is higher than the critical values.

	t-Statistic	Prob.*
Augmented Dickey-Fuller test statistic	-17.86760	0.0000
Test critical values:		
1% level	-3.490772	
5% level	-2.887909	
10% level	-2.580908	

Fig. 8: The First Differences of the Logarithmic Time Series (Augmented Dickey-Fuller Unit Root Test)

(calculated by the authors)

Thus, since the dynamics of requests was unstable, the forecast model development may be inaccurate. In this regard, the studied time series was reduced to a stationary one using the first differences of the time series logarithm (Figure 9). As a result, the time series is stationary and can be used to build the ARIMA model forecast.

For the first development scenario, we will analyse the dynamics of requests in the case when the people in Ukraine would not be limited to quarantine measures from 12 March 2020 and continue their usual way of life. The data for the study were selected from 13 January to 11 March 2020.

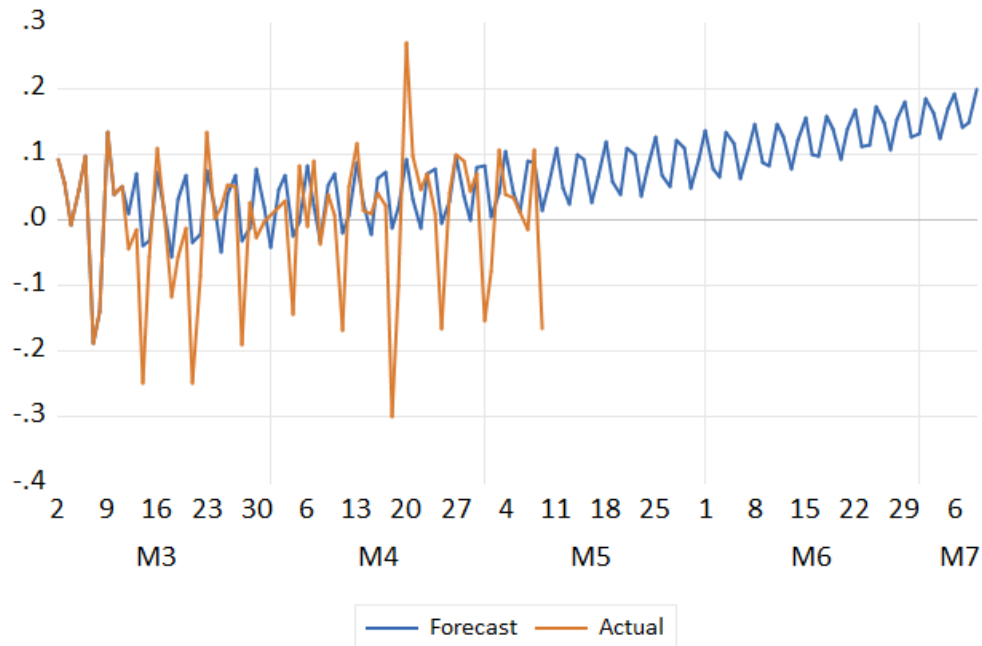


Fig. 10: The Forecast of the Number of the Requests of Plotting the Routs by Apple Users in Ukraine without Quarantine Restrictions (from 13.01.2020 to 11.03.2020)

In turn, Figure 10 demonstrates the short-term forecasting the requests dynamics of Ukrainian residents in laying travel routes by vehicles until 11 May 2020 according to data from 13 January 2020 to 11 March 2020, while in Figure 11 – until 11 July 2020 based on data from 13 January 2020 to 11 May 2020.

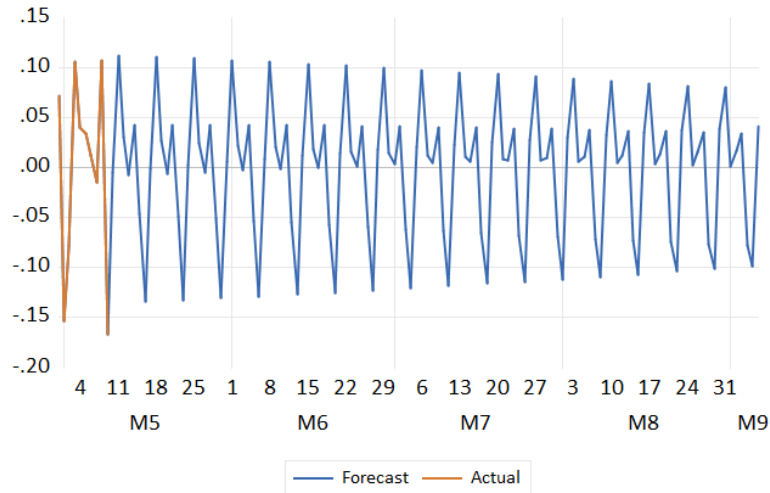


Fig. 11: The Forecast of Number of the Requests of Plotting the Routs by Apple Users in Ukraine with Quarantine Restrictions (from 11.03.2020 to 11.07.2020)

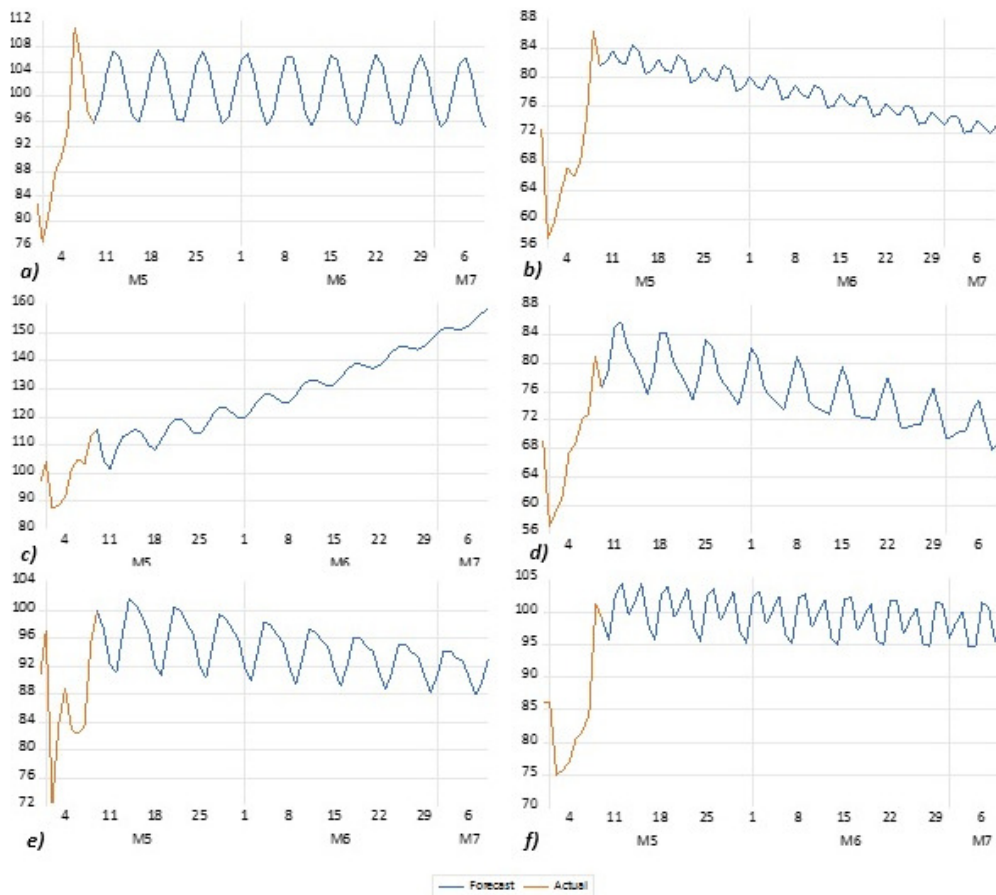


Fig. 12: The Forecast of the Number of the Requests of Plotting the Routs by Apple Users in a) Czechia; b) Poland; c) Estonia; d) Hungary; e) Latvia; f) Lithuania in Case of Quarantine Restrictions (from 09.05.2020 to 10.07.2020)

Thus, the obtained results of the forecast indicate that the adopted quarantine measures had a significant impact on the movement of residents within investigated countries. Particularly, if the quarantine measures were not introduced from 12.03.2020 and the population continued to live a normal life, the trend of movement would have rapid growth and did not have a significant impact on tourism in Ukraine. However, the second development scenario, subject to the introduction of quarantine restrictions from 09.05.2020, indicates that the dynamics of population movement will have a slightly positive trend that slowed down the tourism activity.

Figure 12 demonstrates the forecast models for EU countries which allowed assuming if the quarantine proceeds, the tourism activity would totally recess. Thus, it is strategically important to: form a reliable image of the investigated countries and increase the competitiveness of the tourism market; form new proposals, ensuring a high level of hygiene and safety; attract innovative management methods and active use of modern information technology.

Conclusions

The systematisation of scientific resources indicated a growing publication activity on the link between tourism and economic growth. Notably, the bibliometric analysis based on the VOSviewer tool allowed to identify 9 clusters demonstrating the thematic areas of scientific publications in the investigated field. It worth noting that the most massive cluster (61 terms) aimed at studying the relationship between tourism and environmental issues. In turn, a slightly smaller cluster (49 terms) mainly indicated the study of economic growth and tourism development. The third big cluster (48 terms) is thematically focused on research in the field of economic development, tourism and climate change.

In the frame of this work, it was established that the tourism industry played a significant role in the economic growth of any country. However, nowadays the tourism sector is one of the worst-affected by the outbreak of the COVID-19 pandemic. Moreover, measures taken to combat the COVID-19 pandemic have harmed economic growth and have significantly restricted population movement, both inside and outside the country.

The development of domestic road tourism is one of the areas of recovery of the tourism sector. Given that, the paper predicts possible scenarios for the development of the tourism industry in Ukraine and EU countries of post-soviet past (Latvia, Lithuania, Estonia, Poland, Czechia and Hungary) during the pandemic COVID-19 based on the dynamic requests for routs plotting by Apple users in Ukraine (from 13 January to 9 May 2020). The development of domestic automobile tourism is one of the areas to begin recovering of the tourism sector. Based on the ARIMA model, the authors developed the possible scenarios for the development of the tourism industry of Ukraine during the pandemic COVID-19. The model was based on the number of the Apple users requests for plotting the routs in Ukraine from 13 January 2020 to 9 May 2020. In turn, the obtained results of the forecast indicated that the adopted quarantine measures have a significant impact on overcoming the recession in the tourism industry in conditions of economic, social and political tension.

Funding

The research was funded by the grant from the National Research Foundation of Ukraine “Economic and mathematical modelling and forecasting of the COVID-19 influence on Ukraine development in national and regional contexts: public health factors and socio-economic and ecological determinants” ID 2020.01/0181) and Ministry of Education and Science of Ukraine (№ g/r 0120U102002) .

References

- Apple (2020). ‘Report on the number of movements.’ [Online], [Retrieved May 9, 2020], https://www.apple.com/covid19/mobility?fbclid=IwAR3C4LuSRdfPAEZmBlthj7K6xky_IegL2zRd5WgYtwSKnOg9HBOHS133yTA
- Bilan, Y., Rubanov, P., Vasylieva, T., & Lyeonov, S. (2019). ‘The influence of industry 4.0 on financial services: Determinants of alternative finance development. [Wpływ przemysłu 4.0 na usługi finansowe: determinanty rozwoju alternatywnych finansów].’ *Polish Journal of Management Studies*, 19(1), 70-93. <https://doi.org/10.17512/pjms.2019.19.1.06>
- Bilan, Y., Vasilyeva, T., Lyeonov, S., & Bagmet, K. (2019). ‘Institutional complementarity for social and economic development.’ *Business: Theory and Practice*, 20, 103-115. <https://doi.org/10.3846/BTP.2019.10>

- Boiko, V., Kwilinski, A., Misiuk, M., & Boiko, L. (2019). 'Competitive Advantages of Wholesale Markets of Agricultural Products as a Type of Entrepreneurial Activity: The Experience of Ukraine and Poland.' *Economic Annals-XXI*, 175(1-2), 68-72. <https://doi.org/10.21003/ea.V175-12>
- Bogachov, S., Kwilinski, A., Miethlich, B., Bartosova, V., & Gurnak, A. (2020). 'Artificial Intelligence Components and Fuzzy Regulators in Entrepreneurship Development.' *Entrepreneurship and Sustainability Issues*, 8(2), 487-499. [http://doi.org/10.9770/jesi.2020.8.2\(29\)](http://doi.org/10.9770/jesi.2020.8.2(29))
- Czyżewski, B., Matuszczak, A., & Miskiewicz, R. (2019). 'Public goods versus the farm price-cost squeeze: shaping the sustainability of the EU's common agricultural policy.' *Technological and Economic Development of Economy*, 25(1), 82-102. <https://doi.org/10.3846/tede.2019.7449>
- Chygryn, O., Bilan, Y., & Kwilinski, A. (2020). 'Stakeholders of Green Competitiveness: Innovative Approaches for Creating Communicative System.' *Marketing and Management of Innovations*, 3, 356-368. <https://doi.org/10.21272/mmi.2020.3-26>
- Dalevska, N., Khobta, V., Kwilinski, A., & Kravchenko, S. (2019). 'A Model for Estimating Social and Economic Indicators of Sustainable Development.' *Entrepreneurship and Sustainability Issues*, 6(4), 1839-1860. [https://doi.org/10.9770/jesi.2019.6.4\(21\)](https://doi.org/10.9770/jesi.2019.6.4(21))
- Dementyev, V.V., & Kwilinski, A. (2020). 'Institutsionalnaya sostavlyayuschaya izderzhek proizvodstva [Institutional Component of Production Costs].' *Journal of Institutional Studies*, 12(1), 100-116. <https://doi.org/10.17835/2076-6297.2020.12.1.100-116>
- Dzwigol, H. (2019a). 'The Concept of the System Approach of the Enterprise Restructuring Process.' *Virtual Economics*, 2(4), 46-70. [https://doi.org/10.34021/ve.2019.02.04\(3\)](https://doi.org/10.34021/ve.2019.02.04(3))
- Dzwigol, H. (2019b). 'Research Methods and Techniques in New Management Trends: Research Results.' *Virtual Economics*, 2(1), 31-48. [https://doi.org/10.34021/ve.2019.02.01\(2\)](https://doi.org/10.34021/ve.2019.02.01(2))
- Dzwigol, H. (2020a). 'Innovation in Marketing Research: Quantitative and Qualitative Analysis.' *Marketing and Management of Innovations*, 1, 128-135. <http://doi.org/10.21272/mmi.2020.1-10>
- Dzwigol, H. (2020b). 'Methodological and Empirical Platform of Triangulation in Strategic Management.' *Academy of Strategic Management Journal*, 19(4), 1-8.
- Dzwigol, H., & Wolniak, R. (2018). 'Controlling w procesie zarządzania chemicznym przedsiębiorstwem produkcyjnym [Controlling in the management process of a chemical industry production company].' *Przemysł Chemiczny*, 97(7), 1114—1116. <https://doi.org/10.15199/62.2018.7.15>
- Dzwigol, H., & Dźwigoł-Barosz, M. (2018). 'Scientific Research Methodology in Management Sciences.' *Financial and Credit Activity: Problems of Theory and Practice*, 2(25), 424-437. <https://doi.org/10.18371/fcftp.v2i25.136508>
- Dzwigol, H., & Dzwigoł-Barosz, M. (2020). 'Sustainable Development of the Company on the Basis of Expert Assessment of the Investment Strategy.' *Academy of Strategic Management Journal*, 19(5), 1-7.
- Dzwigol, H., Shcherbak, S., Semikina, M., Vinichenko, O., & Vasiuta, V. (2019a). 'Formation of Strategic Change Management System at an Enterprise.' *Academy of Strategic Management Journal*, 18(SI1), 1-8.
- Dzwigol, H., Aleinikova, O., Umanska, Y., Shmygol, N., & Pushak, Y. (2019b). 'An Entrepreneurship Model for Assessing the Investment Attractiveness of Regions.' *Journal of Entrepreneurship Education*, 22(1S), 1-7.
- Dzwigoł, H., Dzwigoł-Barosz, M., Zhyvko, Z., Miskiewicz, R., & Pushak, H. (2019c). 'Evaluation of the Energy Security as a Component of National Security of the Country.' *Journal of Security and Sustainability Issues*, 8(3), 307-317. [http://doi.org/10.9770/jssi.2019.8.3\(2\)](http://doi.org/10.9770/jssi.2019.8.3(2))
- Dzwigol, H., Dźwigoł-Barosz, M., & Kwilinski, A. (2020a). 'Formation of Global Competitive Enterprise Environment Based on Industry 4.0 Concept.' *International Journal of Entrepreneurship*, 24(1), 1-5.
- Dzwigol, H., Dzwigoł-Barosz, M., Miskiewicz, R., & Kwilinski, A. (2020b). 'Manager Competency Assessment Model in the Conditions of Industry 4.0.' *Entrepreneurship and Sustainability Issues*, 7(4), 2630-2644. [https://doi.org/10.9770/jesi.2020.7.4\(5\)](https://doi.org/10.9770/jesi.2020.7.4(5))
- Eurostat Database (2020). [Online], [Retrieved May 1, 2020], <https://ec.europa.eu/eurostat/data/database>
- Furmaniak, S., Gauden, P.A., Patrykiewicz, A., Miskiewicz, R., & Kowalczyk, P. (2018). 'Carbon Nanohorns as Reaction Nanochambers – a Systematic Monte Carlo Study.' *Scientific Reports*, 15407. <https://doi.org/10.1038/s41598-018-33725-z>
- Furmaniak, S., Gauden, P.A., Patrykiewicz, A., Miskiewicz, R., & Kowalczyk, P. (2019a). 'The Effects of Confinement in Pores Built of Folded Graphene Sheets on the Equilibrium of Nitrogen Monoxide Dimerisation

- Reaction.' *Journal of Physics Condensed Matter*, 31(13), 135001, 1-12. <https://doi.org/10.1088/1361-648X/aaffb3>
- Furmaniak, S., Gauden, P.A., Patrykiewicz, A., Szymański, G., Miśkiewicz, R., & Kowalczyk, P. (2019b). 'In Silico Study on the Effects of Carbonyl Groups on Chemical Equilibrium of Reactions with a Polar Product Occurring under Confinement in Pores of Activated Carbons.' *Chemical Engineering Communications*, 1-12. <https://doi.org/10.1080/00986445.2019.1700115>
 - Henley & Partners. Passport Index (2020). [Online], [Retrieved May 10, 2020], <https://www.henleypassportindex.com/passport-index>
 - Kharazishvili, Y., Kwilinski, A., Grishnova, O., & Dzwigol, H. (2020). 'Social Safety of Society for Developing Countries to Meet Sustainable Development Standards: Indicators, Level, Strategic Benchmarks (with Calculations Based on the Case Study of Ukraine).' *Sustainability*, 12(21), 8953. <https://doi.org/10.3390/su12218953>
 - Kljucnikov, A., Civelek, M., Krajcik, V., & Kmeco, L. (2020). 'Innovations in Tourism Marketing: Sharing Economy Platform.' *Marketing and Management of Innovations*, 1, 11-25. <http://doi.org/10.21272/mmi.2020.1-01>
 - Kmeco, L., Mezulanik, J., Kascakova, A. & Civelek, M. (2019). 'Factors of Demand for Cultural Events in Tourism: the Case of the Czech Republic.' *Marketing and Management of Innovations*, 4, 118-128. <http://doi.org/10.21272/mmi.2019.4-10>
 - Kondratenko, V., Okopnyk, O., Ziganto, L., & Kwilinski, A. (2020). 'Innovation Development of Public Administration: Management and Legislation Features.' *Marketing and Management of Innovations*, 1, 87-94. <https://doi.org/10.21272/mmi.2020.1-06>
 - Krajcik, V., Kljucnikov, A., & Rihova, E. (2019). 'Innovative Sharing Economy's Business Models in Tourism: Case of Airbnb in Prague.' *Marketing and Management of Innovations*, 2, 108-117. <http://doi.org/10.21272/mmi.2019.2-10>
 - Krukov, Yu., & Chernyagin, D. (2011). 'An Arima model for forecasting a values of network traffic.' *Journal of Information Technologies and Computing Systems*, 2, 41-49
 - Kulendran, N., & Dwyer, L. (2012). 'Modeling seasonal variation in tourism flows with climate variables.' *Tourism Analysis*, 17(2), 121-137. doi:10.3727/108354212X13388995267706
 - Kulendran, N., Sr., & Shan, J., Sr. (2002). 'Forecasting china's monthly inbound travel demand.' *Journal of Travel and Tourism Marketing*, 13(1-2), 5-19. doi:10.1300/J073v13n01_02
 - Kuzior, A., Kwilinski, A., & Tkachenko, V. (2019). 'Sustainable Development of Organizations Based on the Combinatorial Model of Artificial Intelligence.' *Entrepreneurship and Sustainability*, 7(2), 1353-1376. [http://doi.org/10.9770/jesi.2019.7.2\(39\)](http://doi.org/10.9770/jesi.2019.7.2(39))
 - Kwilinski, A. (2018). 'Mechanism of Formation of Industrial Enterprise Development Strategy in the Information Economy.' *Virtual Economics*, 1(1), 7-25. [https://doi.org/10.34021/ve.2018.01.01\(1\)](https://doi.org/10.34021/ve.2018.01.01(1))
 - Kwilinski, A. (2018). 'Mechanism of Modernization of Industrial Sphere of Industrial Enterprise in Accordance with Requirements of the Information Economy.' *Marketing and Management of Innovations*, 4, 116-128. <http://doi.org/10.21272/mmi.2018.4-11>
 - Kwilinski, A. (2019). 'Implementation of Blockchain Technology in Accounting Sphere.' *Academy of Accounting and Financial Studies Journal*, 23(SI2), 1-6.
 - Kwilinski, A., Tkachenko, V., & Kuzior, A. (2019a). 'Transparent Cognitive Technologies to Ensure Sustainable Society Development.' *Journal of Security and Sustainability Issues*, 9(2), 561-570 [http://doi.org/10.9770/jssi.2019.9.2\(15\)](http://doi.org/10.9770/jssi.2019.9.2(15))
 - Kwilinski, A., Drobyazko, S., & Derevyanko, B. (2019b). 'Synergetic and Value Effects in Corporate Mergers and Acquisitions of International Companies.' In Khalid S. Soliman (Ed.), *Proceedings of the 34th International Business Information Management Association Conference (IBIMA) 13-14 November 2019. Vision 2025: Education Excellence and Management of Innovations through Sustainable Economic Competitive Advantage in 2019* (pp. 9467-9471). Madrid, Spain: IBIMA Publishing.
 - Kwilinski, A., Dalevska, N., Kravchenko, S., Hroznyi, I., Kovalenko, I. (2019c). 'Formation of the Entrepreneurship Model of E-Business in the Context of the Introduction of Information and Communication Technologies.' *Journal of Entrepreneurship Education*, 22(SI1), 1528-2651-22-S1-337: 1-7.

- Kwilinski, A., Ruzhytskyi, I., Patlachuk, V., Patlachuk, O., & Kaminska, B. (2019d). 'Environmental Taxes as a Condition of Business Responsibility in the Conditions of Sustainable Development.' *Journal of Legal, Ethical and Regulatory Issues*, 22(SI2) 1544-0044-22-SI-2-354: 1-6.
- Kwilinski, A., Volynets, R., Berdnik, I., Holovko, M., & Berzin, P. (2019e). 'E-Commerce: Concept and Legal Regulation in Modern Economic Conditions.' *Journal of Legal, Ethical and Regulatory Issues*, 22(SI2), 1544-0044-22-SI-2-357: 1-6.
- Kwilinski, A., Dzwigol, H., & Dementyev, V. (2019g). 'Transnational Corporations as Entities of International Entrepreneurship.' *International Journal of Entrepreneurship*, 23(SI4), 1-6.
- Kwilinski, A., Pajak, K., Halachenko, O., Vasylychak, S., Pushak, Ya., & Kuzior, P. (2019). 'Marketing Tools for Improving Enterprise Performance in the Context of Social and Economic Security of the State: Innovative Approaches to Assessment.' *Marketing and Management of Innovations*, 4, 172-181. <http://doi.org/10.21272/mmi.2019.4-14>
- Kwilinski, A., & Kuzior, A. (2020). 'Cognitive Technologies in the Management and Formation of Directions of the Priority Development of Industrial Enterprises.' *Management Systems in Production Engineering*, 28(2), 119-123. <http://doi.org/10.1515/mspe-2019-0020>
- Kwilinski, A., Vyshnevskiy, O., & Dzwigol, H. (2020a). 'Digitalization of the EU Economies and People at Risk of Poverty or Social Exclusion.' *Journal of Risk and Financial Management*, 13(7), 142. <https://doi.org/10.3390/jrfm13070142>
- Kwilinski, A., Zaloznova, Y., Trushkina, N., & Rynkevych, N. (2020b). 'Organizational and Methodological Support for Ukrainian Coal Enterprises Marketing Activity Improvement.' *E3S Web of Conferences*, 168, 00031. <https://doi.org/10.1051/e3sconf/202016800031>
- Kwilinski, A., Dielini, M., Mazuryk, O., Filippov, V., & Kitseliuk, V. (2020c). 'System Constructs for the Investment Security of a Country.' *Journal of Security and Sustainability Issues*, 10(1), 345-358. [https://doi.org/10.9770/jssi.2020.10.1\(25\)](https://doi.org/10.9770/jssi.2020.10.1(25))
- Kwilinski, A., Shteingauz, D., & Maslov, V. (2020d). 'Financial and Credit Instruments for Ensuring Effective Functioning of the Residential Real Estate Market.' *Financial and Credit Activities: Problems of Theory and Practice*. 3(34), 133-140. Retrieved from <https://fkd.ubs.edu.ua/index.php/fkd/article/view/3023>
- Lakhno, V., Malyukov, V., Bochulia, T., Hipters, Z., Kwilinski, A., & Tomashevskaya, O. (2018). 'Model of Managing of the Procedure of Mutual Financial Investing in Information Technologies and Smart City Systems.' *International Journal of Civil Engineering and Technology*, 9(8), 1802-1812.
- Lee, J. W., & Brahmarsene, T. (2013). 'Investigating the influence of tourism on economic growth and carbon emissions: Evidence from panel analysis of the European Union.' *Tourism Management*, 38, 69-76. doi:10.1016/j.tourman.2013.02.016
- Letunovska, N., Dalechin, O., Bieliaieva, K. (2017). 'Practical aspects of business planning in the system of investment project implementation.' *Marketing and Management of Innovations*, 3, 226-235. <http://doi.org/10.21272/mmi.2017.3-21>
- Li, G., Song, H., & Witt, S. F. (2005). 'Recent developments in econometric modeling and forecasting.' *Journal of Travel Research*, 44(1), 82-99. doi:10.1177/0047287505276594
- Li, G., Wong, K. K. F., Song, H., & Witt, S. F. (2006). 'Tourism demand forecasting: A time varying parameter error correction model.' *Journal of Travel Research*, 45(2), 175-185. doi:10.1177/0047287506291596
- Lyulyov, O., Chygryn, O., Pimonenko, T. (2018). 'National brand as a marketing determinant of macroeconomic stability.' *Marketing and Management of Innovations*, 3, 142-152, doi: 10.21272/mmi.2018.3-12
- Lyulyov, O., Pimonenko, T. (2017). 'Lotka-Volterra model as an instrument of the investment and innovative processes stability analysis.' *Marketing and Management of Innovations*, 1, 159-169. doi: 10.21272/mmi.2017.1-14
- Lyulyov, O., Shvindina, H. (2017). 'Stabilisation Pentagon Model: application in the management at macro- and micro-levels.' *Problems and Perspectives in Management*, 15(3), 42-52. doi:10.21511/ppm.15(3).2017.04
- Ma, L., Hu, Ch., Lin, R., Han., Y. (2018). 'ARIMA model forecast based on EViews software.' *IOP Conf. Series: Earth and Environmental Science*, doi:10.1088/1755-1315/208/1/012017
- Malik, S., Chaudhry, I. S., Sheikh, M. R., & Farooqi, F. S. (2010). 'Tourism, economic growth and current account deficit in Pakistan: Evidence from cointegration and causal analysis.' *European Journal of Economics, Finance and Administrative Sciences*, (22), 21-31.
- Miskiewicz, R. (2018). 'The Importance of Knowledge Transfer on the Energy Market.' *Polityka Energetyczna*, 21(2), 49-62. <http://dx.doi.org/10.24425/2F122774>

- Miskiewicz, R. (2019). 'Challenges Facing Management Practice in the Light of Industry 4.0: The Example of Poland.' *Virtual Economics*, 2(2), 37-47. [https://doi.org/10.34021/ve.2019.02.02\(2\)](https://doi.org/10.34021/ve.2019.02.02(2))
- Miskiewicz, R. (2020a). 'Internet of Things in Marketing: Bibliometric Analysis.' *Marketing and Management of Innovations*, 3, 371-381. <http://doi.org/10.21272/mmi.2020.3-27>
- Miskiewicz, R. (2020b). 'Efficiency of Electricity Production Technology from Post-Process Gas Heat: Ecological, Economic and Social Benefits.' *Energies*, 13(22), 6106. <https://doi.org/10.3390/en13226106>
- Miśkiewicz, R., & Wolniak, R. (2020). 'Practical Application of the Industry 4.0 Concept in a Steel Company.' *Sustainability*, 12(14), 5776. <https://doi.org/10.3390/su12145776>
- Pająk, K., Kamińska, B., & Kvilinskyi, O. (2016). 'Modern Trends of Financial Sector Development under the Virtual Regionalization Conditions.' *Financial and Credit Activity: Problems of Theory and Practice*, 2(21), 204-217. <https://doi.org/10.18371/fcaptive.v2i21.91052>
- Pająk, K., Kvilinskyi, O., Fasięcka, O., & Miskiewicz, R. (2017). 'Energy security in regional policy in Wielkopolska region of Poland.' *Economics and Environment*, 2(61), 122-138.
- Pimonenko, T., & Lyulyov, O. (2019). 'Marketing strategies of green investments: main provisions and basic features.' *Herald of Ternopil National Economic University*, (1), 177-185. [doi:https://doi.org/10.35774/visnyk2019.01.177](https://doi.org/10.35774/visnyk2019.01.177).
- Ponomarenko T., Khudolei V., Prokopenko O., & Klisinski J. (2018a). 'Competitiveness of the information economy industry in Ukraine.' *Problems and Perspectives in Management*, 16(1), 85-95. [http://dx.doi.org/10.21511/ppm.16\(1\).2018.08](http://dx.doi.org/10.21511/ppm.16(1).2018.08)
- Ponomarenko, T., Zinchenko, O., Khudolei V., Prokopenko O., & Pawliszczy, D. (2018b). 'Formation of the Investment Environment in Ukraine in the Context of European Integration: An Example of Poland.' *Investment Management and Financial Innovations*, 15(1), pp. 361-373. [http://dx.doi.org/10.21511/imfi.15\(1\).2018.30](http://dx.doi.org/10.21511/imfi.15(1).2018.30)
- Ponomarenko, T., Prokopenko, O., Kuzmenko, H., Kaminska, T., & Luchyk, M. (2018c). 'Banking Security of Ukraine: Current State and Ways to Improve.' *Banks and Bank Systems*, 13(2), 77-88. [http://dx.doi.org/10.21511/bbs.13\(2\).2018.07](http://dx.doi.org/10.21511/bbs.13(2).2018.07)
- Ponomarenko, T.V., Prokopenko, O.V., Slatvinskyi, M.A., Biloshkurska, N.V., Biloshkurskyi, M.V., & Omelyanenko, V.A. (2019). 'National Investment and Innovation Security Assessment Methodology.' *International Journal of Mechanical Engineering and Technology*, 10(2), 847-857.
- Preechawong, P., Sawagvudcharee, O., & Mujtaba, B. G. (2019). 'Marketing and Managing Destination Identity for Tourism Promotion: The Case of Koh Chang Marine National Park in Thailand.' *Marketing and Management of Innovations*, 2, 160-172. <http://doi.org/10.21272/mmi.2019.2-14>
- Prokopenko, O., Kudrina, O., & Omelyanenko, V. (2015). 'Analysis of ICT Application in Technology Transfer Management within Industry 4.0 Conditions.' (Education Based Approach). *CEUR Workshop Proceedings*, pp. 258-273.
- Prokopenko, O., Holmberg, R., & Omelyanenko, V. (2018). 'Information and communication technologies support for the participation of universities in innovation networks (comparative study).' *Innovative Marketing*, 14(3), pp. 17-29. [http://dx.doi.org/10.21511/im.14\(3\).2018.03](http://dx.doi.org/10.21511/im.14(3).2018.03)
- Prokopenko, O., Omelyanenko, V., Ponomarenko, T., & Olshanska, O. (2019a). 'Innovation networks effects simulation models.' *Periodicals of Engineering and Natural Sciences*, 7(2), 752-762. <https://doi.org/10.21533/pen.v7i2.574>
- Prokopenko O., Kudrina O., & Omelyanenko V. (2019b). 'ICT Support of Higher Education Institutions Participation in Innovation Networks.' *CEUR Workshop Proceedings 2387*, 466-471.
- Prokopenko, O., & Miskiewicz, R. (2020). 'Perception of "Green Shipping" in the Contemporary Conditions.' *Entrepreneurship and Sustainability Issues*, 8(2), 269-284. [https://doi.org/10.9770/jesi.2020.8.2\(16\)](https://doi.org/10.9770/jesi.2020.8.2(16))
- Saługa, P.W., Szczepańska-Woszczyna, K., Miśkiewicz, R., & Chład, M. (2020). 'Cost of Equity of Coal-Fired Power Generation Projects in Poland: Its Importance for the Management of Decision-Making Process.' *Energies*. 13(18), 4833. <https://doi.org/10.3390/en13184833>
- Savchenko, T., Basiurkina, N., Rodina, O., & Kwilinski, A. (2019). 'Improvement of the Assessment Methods of Product Competitiveness of the Specialized Poultry Enterprises.' *Management Theory and Studies for Rural Business and Infrastructure Development*, 41(1), 43-61. <https://doi.org/10.15544/mts.2019.05>
- SimilarWeb: Website Traffic Statistics & Analytics (2020). [Online], [Retrieved May 10, 2020], <https://www.similarweb.com/>

- Song, H., Li, G., Witt, S. F., & Athanasopoulos, G. (2011). 'Forecasting tourist arrivals using time-varying parameter structural time series models.' *International Journal of Forecasting*, 27(3), 855-869. doi:10.1016/j.ijforecast.2010.06.001
- Song, H., Lin, S., Zhang, X., & Gao, Z. (2010). 'Global Financial/Economic Crisis and Tourist Arrival Forecasts for Hong Kong.' *Asia Pacific Journal of Tourism Research*, 15(2), 223-242. doi:10.1080/10941661003687431
- Srinivasan, P., Kumar, P. K. S., & Ganesh, L. (2012). 'Tourism and Economic Growth in Sri Lanka: An ARDL Bounds Testing Approach.' *Environment and Urbanization Asia*, 3(2), 397-405. doi:10.1177/0975425312473234
- State Statistics Service of Ukraine website (2020). [Online], [Retrieved May 1. 2020], <http://www.ukrstat.gov.ua/>
- Tkachenko, V., Kwilinski, A., Korystin, O., Svyrydiuk, N., & Tkachenko, I. (2019a). 'Assessment of Information Technologies Influence on Financial Security of Economy.' *Journal of Security and Sustainability*, 8(3), 375-385. [http://doi.org/10.9770/jssi.2019.8.3\(7\)](http://doi.org/10.9770/jssi.2019.8.3(7))
- Tkachenko, V., Kwilinski, A., Klymchuk, M., & Tkachenko, I. (2019b). 'The Economic-Mathematical Development of Buildings Construction Model Optimization on the Basis of Digital Economy.' *Management Systems in Production Engineering*, 27(2), 119-123. <http://doi.org/10.1515/mspe-2019-0020>
- Tkachenko, V., Kwilinski, A., Tkachenko, I., & Puzyrova, P. (2019c). 'Theoretical and Methodical Approaches to the Definition of Marketing Risks Management Concept at Industrial Enterprises.' *Marketing and Management of Innovations*, 2, 228-238. <http://doi.org/10.21272/mmi.2019.2-20>
- Tkachenko, V., Kwilinski, A., Kaminska, B., Tkachenko, I., & Puzyrova, P. (2019d). 'Development and Effectiveness of Financial Potential Management of Enterprises in Modern Conditions.' *Financial and Credit Activity: Problems of Theory and Practice*, 3(30), 85-94. <https://doi.org/10.18371/fcaptop.v3i30.179513>
- Tkachenko, V., Kuzior, A., & Kwilinski, A. (2019e). 'Introduction of artificial intelligence tools into the training methods of entrepreneurship activities.' *Journal of Entrepreneurship Education*, 22(6), 1-10.
- Tovmasyan, G. (2019). 'Assessment of Tourist Satisfaction Index: Evidence from Armenia.' *Marketing and Management of Innovations*, 3, 22-32. <http://doi.org/10.21272/mmi.2019.3-02>
- Tsui, W. H. K., & Balli, F. (2017). 'International Arrivals Forecasting for Australian Airports and the Impact of Tourism Marketing Expenditure.' *Tourism Economics*, 23(2), 403-428. doi:10.5367/te.2015.0507
- Us, Ya., Bilan, S., Pimonenko, T., Seliga, R., & Ostasz, G. (2020). 'Green brand for sustainable business: bibliometric analysis.' *35th IBIMA Conference: 1-2 April 2020, Seville, Spain*, [Online], [Retrieved June 15, 2020], <https://ibima.org/accepted-paper/green-brand-for-sustainable-business-bibliometric-analysis/>
- Vasylieva, T., Lieonov, S., Makarenko, I., & Sirkovska, N. (2017). 'Sustainability information disclosure as an instrument of marketing communication with stakeholders: markets, social and economic aspects.' *Marketing and Management of Innovations*, 4, pp.350 – 357, <http://doi.org/10.21272/mmi.2017.4-31>
- World Economic Forum (2019). 'Travel and Tourism Competitiveness Report.' [Online], [Retrieved May 15, 2020], <http://reports.weforum.org/travel-and-tourism-competitiveness-report-2019/country-profiles/#economy=UKR>
- World Tourism Organization (2020). [Online], [Retrieved May 15. 2020], <https://www.unwto.org/international-tourism-and-covid-19>
- Zortuk, M. (2009). 'Economic impact of tourism on turkey's economy: Evidence from cointegration tests.' *International Research Journal of Finance and Economics*, 1(25), 231-239.